



**Description:** Direct light recessed LED luminaire suitable for installation on a slatted false ceiling using the fixing brackets supplied. Recommended installation for a better aesthetic finish on P100A, P100AC, P200A, P200AC staves.

**Body:** steel sheet, painted in matt white (RAL 9003 matt) with thermosetting epoxy powders at 180 ° C, after degreasing, phosphating and washing treatment. The device is supplied complete with accessories for fixing. Side cover accessory in white pre-painted aluminum available on request.

**Optical group:** PMO optic in microprismatic polycarbonate, protected from UV rays for better resistance to atmospheric agents.

Optics with controlled light emission with luminance values <3000 cd / m<sup>2</sup> for emission angles above 65 ° on all planes (UGR <19) and therefore compliant to be installed in environments with the use of video terminals according to UNI EN 12464- 1. Glow-wire test 850 ° C.

Degree of protection IP40 (IP20 embedded part).

**Wiring:** power supply 220-240V 50 / 60Hz with rigid cable, sect. 0.50 mm<sup>2</sup> and PVC-HT sheath resistant to 90 ° C according to CEI 20-20 standards. Terminal block with maximum allowed cable section 2.5 mm<sup>2</sup>. Insulation class I.

Suitable for installation on normally flammable surfaces.

- LED version with electronic driver with fixed output (ON / OFF), included
- DALI LED dimmable version, with DALI dimmable electronic driver included.

Versions with emergency kit (1/3 hours of autonomy) are available on request.

**Luminous source:** High efficiency LEDs arranged on rigid modules, color rendering CRI> 80 (CRI> 90 available on request), color temperature 3000K and 4000K (selected LED diode 3 MacAdam ellipses in order to guarantee uniform chromaticity).

LED TUNABLE WHITE 2700-6500K versions available on request.

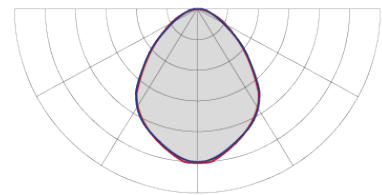
Life of the sources in normal conditions: over 50,000 hours L80 / B10 at Ta = 25 ° C.

**Regulations:**

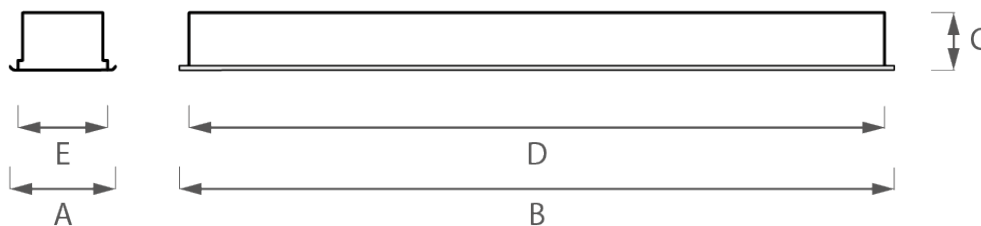

- |                |                  |                           |
|----------------|------------------|---------------------------|
| • EN 61547     | • IEC/TR 62471-2 | • EN 60598-2-13           |
| • EN 55015     | • EN 60061-1     | • EN 62471 (risk class 0) |
| • EN 61000-3-2 | • EN 62031       | • EN 62560                |
| • EN 61000-3-3 | • EN 62493       | • EN 60968                |
| • EN 60529     | • EN 60598-1     |                           |



Demonstration image



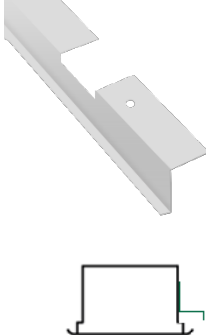
Photometric curve



Power [W]	Color temperature [K]	CRI	Effective flux [lm] *	Efficiency [lm/W]	Energetic class	Dimensions [mm]					Code / Wiring	
						A	B	C	D	E	LED	LED DALI
13	3000K	>80	1572	121	A++	184	660	100	630	145	107000172	107000173
13	4000K	>80	1695	131	A++	184	660	100	630	145	107000170	107000178
26	3000K	>80	3143	121	A++	184	1270	100	1230	145	107000175	107000174
26	4000K	>80	3390	131	A++	184	1270	100	1230	145	107000207	107000179
33	3000K	>80	3989	121	A++	184	1570	100	1530	145	107000176	107000177
33	4000K	>80	4302	131	A++	184	1570	100	1530	145	107000210	107000180
24	3000K	>80	2904	121	A++	184	660	100	630	145	107000181	107000182
24	4000K	>80	3144	131	A++	184	660	100	630	145	107000189	107000190
48	3000K	>80	5808	121	A++	184	1270	100	1230	145	107000183	107000184
48	4000K	>80	6288	131	A++	184	1270	100	1230	145	107000191	107000192
60	3000K	>80	7260	121	A++	184	1570	100	1530	145	107000185	107000186
60	4000K	>80	7860	131	A++	184	1570	100	1530	145	107000193	107000194

\* Actual flow may have a tolerance of  $\pm 10\%$ .

### INSTALLATION ACCESSORIES

IMAGE	DESCRIPTION	CODE
	Side cover in white prepainted aluminum. Fixing with screws supplied. L = 660mm	CF001
	Side cover in white prepainted aluminum. Fixing with screws supplied. L = 1270mm	CF002
	Side cover in white prepainted aluminum. Fixing with screws supplied. L = 1570mm	CF003