



**Description:** Direct light recessed LED luminaire suitable for installation on a slatted false ceiling using the fixing brackets supplied. Recommended installation for a better aesthetic finish on slats of the type P100A, P150A, P100AC, P150AC.

**Body:** steel sheet, painted in matt white (RAL 9003 matt) with thermosetting epoxy powders at 180 ° C, after degreasing, phosphating and washing treatment. The device is supplied complete with accessories for fixing. Side cover accessory in white pre-painted aluminum available on request.

**Optical group:** MOT high transmittance opal methacrylate diffuser. It offers excellent light diffusion with high uniformity. Optics resistant to glow-wire test at 650 ° C according to CEI EN 60695-2-11 standards. Protection degree IP40 (IP20 embedded part).

**Wiring:** power supply 220-240V 50 / 60Hz with rigid cable, sect. 0.50 mm<sup>2</sup> and PVC-HT sheath resistant to 90 ° C according to CEI 20-20 standards. Terminal block with maximum allowed cable section 2.5 mm<sup>2</sup>. Insulation class I. Suitable for installation on normally flammable surfaces.

- LED version with electronic driver with fixed output (ON / OFF), included
- DALI LED dimmable version, with DALI dimmable electronic driver included.

Versions with emergency kit (1/3 hours of autonomy) are available on request.


**Luminous source:** High efficiency LEDs arranged on rigid modules, color rendering CRI> 80 (CRI> 90 available on request), color temperature 3000K and 4000K (selected LED diode 3 MacAdam ellipses in order to guarantee uniform chromaticity).

LED TUNABLE WHITE 2700-6500K versions available on request.

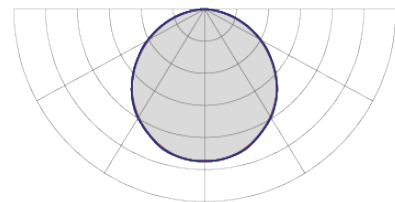
Life of the sources in normal conditions: over 50,000 hours L80 / B10 at Ta = 25 ° C.

**Regulations:**


- |                |                  |                           |
|----------------|------------------|---------------------------|
| • EN 61547     | • IEC/TR 62471-2 | • EN 60598-2-13           |
| • EN 55015     | • EN 60061-1     | • EN 62471 (risk class 0) |
| • EN 61000-3-2 | • EN 62031       | • EN 62560                |
| • EN 61000-3-3 | • EN 62493       | • EN 60968                |
| • EN 60529     | • EN 60598-1     |                           |



Demonstration image



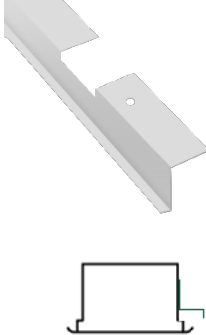
Photometric curve



Power [W]	Color temperature [K]	CRI	Effective flux [lm] *	Efficiency [lm/W]	Energetic class	Dimensions [mm]					Code / Wiring	
						A	B	C	D	E	LED	LED DALI
24	3000K	>80	2760	115	A++	284	660	100	630	245	109000127	109000129
24	4000K	>80	2976	124	A++	284	660	100	630	245	109000131	109000133
48	3000K	>80	5520	115	A++	284	1270	100	1230	245	109000135	109000137
48	4000K	>80	5952	124	A++	284	1270	100	1230	245	109000139	109000149
60	3000K	>80	6900	115	A++	284	1570	100	1530	245	109000142	109000144
60	4000K	>80	7440	124	A++	284	1570	100	1530	245	109000146	109000148

\* Actual flow may have a tolerance of  $\pm 10\%$ .

### INSTALLATION ACCESSORIES

IMAGE	DESCRIPTION	CODE
	Side cover in white prepainted aluminum. Fixing with screws supplied. L = 660mm	CF001
	Side cover in white prepainted aluminum. Fixing with screws supplied. L = 1270mm	CF002
	Side cover in white prepainted aluminum. Fixing with screws supplied. L = 1570mm	CF003